

15" Industrial Panel PC

PPC-5350GS-910

Intel® Pentium® M Processor with Intel® 910GML E Platform

PPC-5150A/9455

Intel® Core™ 2 Duo Processor with Intel® 945G Platform

PPC-5150A-G41 New

Intel® Core™ 2 Extreme Processor with Intel® G41 Platform



Features

1. 15" XGA Industrial Panel PC with touch screen
2. One PCI and optional PCIe x1 expansion slot
3. Dual Ethernet provides continuous network service and allows sharing among different workgroups in two different subnets
4. One slim type CD-ROM Drive bay
5. One internal 2.5" SATA HDD and CF slot
6. Robust aluminum front bezel and metal casing
7. IP65 compliant front panel
9. IEI One Key Recovery solution allows you to create rapid OS backup and recovery (Suggest over 4GB storage capacity)

Specifications

Model		PPC-5350GS-910	PPC-5150A/9455	PPC-5150A-G41 New
Display	LCD Size	15"		
	Max Resolution	1024(W) x 768(H)		
	Brightness (cd/m ²)	350		
	Contrast Ratio	700 : 1		
	LCD Color	16.2M		
	Pixel Pitch (mm) (HxV)	0.297(H) x 0.297(V)		
	Viewing Angle (V/H)	125°/ 140°		
	Backlight MTBF (hrs)	50000		
Motherboard	SBC	A311	POS-9455	POS-G41
	CPU	Socket 479 Intel® Pentium® M, Celeron® M with 400/533MHz(max.) FSB1 GHz ULV Intel® Celeron® zero cache CPU	LGA 775 Socket with Intel® Core™2 Duo, Celeron® D with 533/800/1066 MHz	LGA 775 Intel® Core™ 2 Extreme/Quad/Duo, Celeron with a 1333/1066/800MHz FSB support
	Chipset	Intel® 910GML E + ICH6M	Intel® 945G + ICH7R	Intel® G41 + Intel® ICH7
	RAM	2 x 200-pin SO-DIMM socket, supporting DDR2 400/533/667MHz modules for up to 2GB	2 x 240-pin DIMM socket, supporting DDR2 400/533/667MHz modules for up to 4GB	2 x 240-pin DIMM socket, supporting DDR3 800/1066MHz modules for up to 4GB
I/O Ports and Switches		4 x RS-232 1 x RS-232/422/485 Port 2 x RJ-45 for LAN Port 4 x USB 2.0 1 x VGA Port Line-in, Line-out, MIC-in 2 x PS/2 mouse and keyboard interface 1 x DVI port 1 x Power Switch AT / ATX Switch	4 x RS-232 1 x RS-232/422/485 2 x RJ-45 for LAN Port 4 x USB 2.0 1 x VGA Port Line-in, Line-out, MIC-in 2 x PS/2 mouse and keyboard interface 1 x LPT Power Switch AT / ATX Switch CMOS reset button	4 x RS-232 1 x RS-232/422/485 2 x RJ-45 for LAN Port 4 x USB 2.0 1 x VGA Port Line-in, Line-out, MIC-in 2 x PS/2 mouse and keyboard interface 1 x LPT Power Switch AT / ATX Switch CMOS reset button
Drive Bay	HDD Driver Bay	1 x 2.5" SATA/IDE HDD bay with anti-shock		
	SSD	CF Type II		
	CD-ROM Driver Bay	SATA Slim Type CD-ROM Bay		
Expansion Slot		1 x PCI expansion slot (PCI riser card built-in)	Either 1 x PCI or PCIe x1 expansion slot (PCI riser card built-in, optional PCIe x1 riser card)	Either 1 x PCI or PCIe x1 expansion slot (Optional PCI and PCIe x1 riser card)
		1 x PCIe mini card 1 x Express Card	1 x PCIe mini card	1 x PCIe mini card
Physical	Construction Front Panel	Aluminum Die-casting		
	Construction Chassis	Heavy-duty Steel (SECC)		
	Mounting	Panel, Wall, Rack, Stand and Arm VESA 100mm x 100mm		
	Front Panel Color	Silver (Pantone 8001C)		
	Dimensions (WxHxD) (mm)	410 x 309 x 110.4	410 x 309 x 110.5	410 x 309 x 110.5
	Cut Out Dimensions (WxH) (mm)	383.6 x 285.6	383.6 x 285.6	383.6 x 285.6
Environment	Net Gross Weight	7 Kg / 11 Kg	7 Kg / 11 Kg	7 Kg / 11 Kg
	Operation Temperature	-10°C~50°C	-10°C~50°C	-10°C~50°C
	Storage Temperature	-20°C~60°C	-20°C~60°C	-20°C~60°C
	Vibration	5~17Hz, 0.1 double amplitude displacement 17~640Hz 1.5G acceleration peak to peak		
	Shock	10G acceleration part to part (11ms)		
Touch Screen	Resistive Type 5-Wire with RS-232 interface			
Power Supply	AC Input	P/N: ACE-A618A-RS-R11 -180W Power Supply - Input: 90VAC~264VAC, 50/60Hz - Output(max.): 3.3A@14A, 5V@16A, 12V@14A, -12V@0.5A	P/N: 63000-ACEA618APPC-RS -180W Power Supply - Input: 90VAC~264VAC, 50/60Hz - Output(max.): 3.3A@14A, 5V@16A, 12V@14A, 12V@0.5A	P/N: ACE-A622A-RS-R11 -220W power supply - Input: 90VAC~264VAC, 50/60Hz - Output(max.): 3.3A@14A, 5V@16A, 12V@10A, -12V@0.8A
	DC Input	P/N: ACE-4520C-RS, 200W power supply - Input: 24 VDC(18~36 VDC) - Output(max.): 3.3A@12A, 5V@12A, 12V@15.4A, -12V@0.5A		

- 1 IEI Mobile Solutions
- 2 Automation Panel Solutions
- 3 Video Wall Controller/ Splitter
- 4 RISC-based Solutions
- 5 PACsmate Medical Solutions
- 6 Optional Peripherals

Easily Upgrade to the Quad Core CPU without Additional Mechanism Rebuilding Costs



Best Performance Grade for LGA 775

1. Upgradeable Performance to Quad Core Processor

Easy upgrade options from existing platforms featuring Intel® 945G 65nm dual core processor to Intel® 65nm/45nm quad core extreme performance platforms, meeting the needs of a wide range of intensive applications, and without the need to modify your system mechanism.



Based on Original Mechanical Design

2008 Dual Core → 2010 Quad Core

Transition to New Generation

	PPC-51xxA-945	PPC-51xxA-G41
Upgrade Functions		
Chipset	Intel®945G	Intel®G41
CPU FSB	1066MHz 65nm	1333MHz 45nm/65nm
Graphic	Intel® Graphics Media Accelerator 950	Intel® Graphics Media Accelerator X4500
Memory	2 x 240-pin dual-channel DDR2 400/533/667MHz up to 4GB	2 x 240-pin dual-channel DDR3 1333/1066MHz up to 4GB
Based on Same Mechanism		
Expansion Slot	Either one PCIe x1 or one PCI	
System Dimensions (WxHxD) (mm)	15" : 410 x 309 x 110.5	

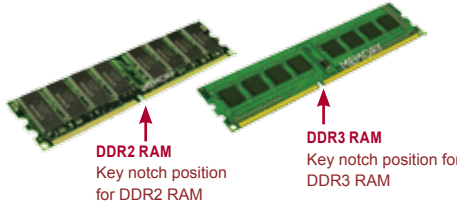
Quad Core

DDR3

Intel® G41 Embedded CPU Support List

Brand Name	CPU No.	Clock speed	FSB	L2 cache
Core 2 Quad	Q9400(Default)	2.66G	1333	6M
	E8400	3.0G	1066	6M
Core 2 Duo	E7400	2.8G	1066	3M
	E6500	2.6G	1066	2M
Pentium D Dual Core	E5300	2.93G	800	2M
	E4300	2.6G	800	2M
Core 2 Duo	E6400	2.13G	800	2M
	E4300	1.8G	800	1M
Pentium D Dual Core	E2160	1.8G	800	1M
	E3400	2.4G	800	512K
Celeron Dual Core	E1500(Default)	2.2G	800	512K
	440	2.00G	800	512K

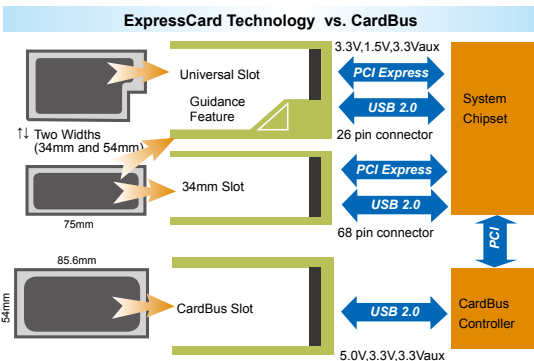
2. Effective and Low Voltage DDR3 SDRAM Support




Memory Type	DDR SDRAM	DDR2 SDRAM	DDR3 SDRAM
Prefetch	2-bit	4-bit	8-bit
Transfer Rate	DDR-200 ~ DDR-400	DDR2-400 ~ DDR2-800	DDR3-800 ~ DDR3-1600
Core Voltage	2.5 V	1.8 V	1.5 V

New Express Card Features (PPC-5350GS)

ExpressCard is a hardware standard replacing PC cards (also known as PCMCIA cards), both developed by the Personal Computer Memory Card International Association (PCMCIA). The host device supports both PCI Express and USB 2.0 connectivity through the Express Card slot, and each card uses whichever the designer feels most appropriate to the task. The cards are hot-pluggable.



ExpressCard Modules	Brand
FireWire	Abcom, Addonics, Belkin, SIIG
Memory Card Adapter	Atech Flash, Buffalo, Delkin, Griffin, Hagiwara
TV tuners	AverMedia, HP
WLAN/WWAN/Smart Card/SATA	Abcom, Addonics, Belkin, SIIG, Atech Flash, Buffalo, Delkin, Gemplus, Hagiwara, Novatel, Rotoc, SCM
Bluetooth device	Newton
Expansion chassis and docking stations	Belkin
Remote control devices	HP, Interlink



Flexible extension interface: 1 x PCI slot, 1 x PCIe mini slot, 1 x ExpressCard PPC-5350 provides most rich expansion interfaces, including one standard 32 bit PCI slot for various PCI add-on card, one PCIe mini card socket for small form factor extender like wireless module, and one express slot for expansion.

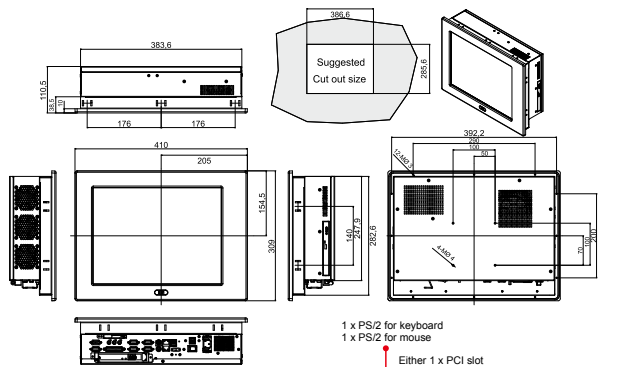


PPC-5350GS


IVC-8371P

PCI

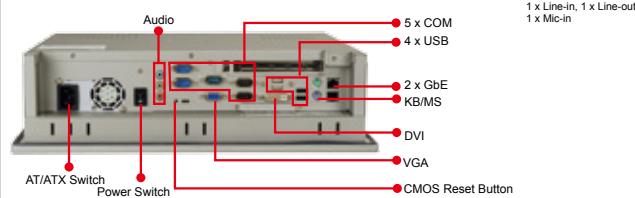
PPC-5350GS/5150A Dimensions (Unit: mm)



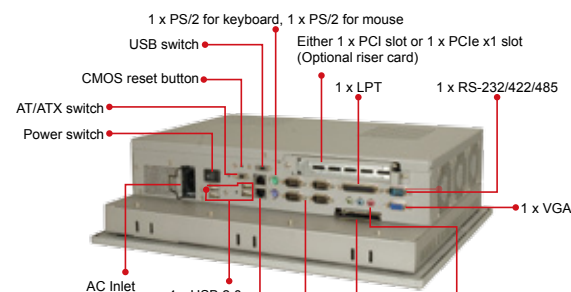
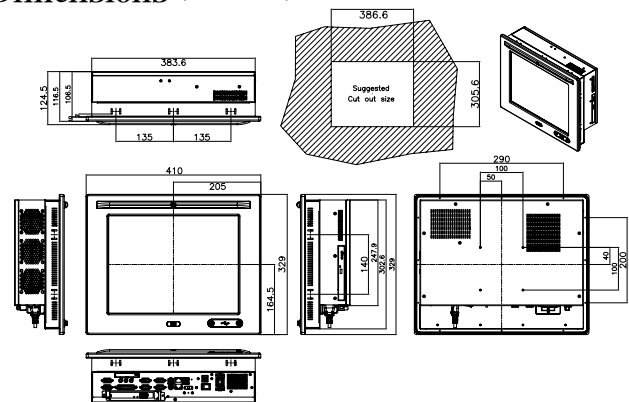
PPC-5150A



PPC-5350GS



WIDS-515A Dimensions (Unit: mm)



Packing List

Item	Part No.	Description
SATA CD-ROM Cable	32803-000300-100-RS	SLIMLINE SATA 7+6 P TO SATA 7P /4P POWER ,L=200/150mm.
Power Cord	32000-000002-RS	EUROPEAN Standard ,1830MM, PLUG(16A 250V), CONNECTOR(10A 250V)
Panel Mount Kit	19Z00-000024-RS	
Wall Mount Kit	41020-016102-00-RS	
IEI One Key Recovery CD	IEI-7B000-000478-RS	
Touch Pen		
User's Manual CD-ROM		

IQ Mounting Options

Item	Part No.
Rack Mount Kit	RK-150MS-R10 (for PPC-5150A and PPC-5350GS series) WIDSRK-170MS-R10 (for WIDS-517A series)
ARM	ARM-31-RS
STAND	STAND-210-R11

Options

Part Number	Description
19Z00-000112-RS	IDE CD-ROM Installation Kit (W/O IDE cable)
41019-0393C0-00-RS	IDE HDD Bracket
32200-000037-RS	25cm HDD IDE Cable

Ordering Information

Part No.			Description
Intel® 910GMLE Platform	w/o WiFi	AC Input	PPC-5350GS-910-1G/R/1G-R20 15" 350 cd/m ² XGA panel PC with A311 system board, Intel® Celeron M 1GHz Zero Cache, 1GB RAM, Touch screen and ATX AC input power supply, ACE-A618A-RS, RoHS
		AC Input	PPC-5350GS-910-C3/R/1G-R20 15" 350 cd/m ² XGA panel PC with A311 system board, Intel® Celeron M 1.5GHz, 1GB RAM, Touch screen and ATX AC input power supply, ACE-A618A-RS, RoHS
	18~36 V DC input	AC Input	PPC-5350GSD-910-1G/R/1G-R20 15" 350 cd/m ² XGA panel PC with A311 system board, Intel® Celeron®M 1GHz Zero Cache, 1GB RAM, Touch screen and ATX DC input Power supply, ACE-4520C, RoHS
		AC Input	PPC-5350GSD-910-C3/R/1G-R20 15" 350 cd/m ² XGA panel PC with A311 system board, Intel® Celeron®M 1.5GHz, 1GB RAM, Touch screen and ATX DC input Power supply, ACE-4520C, RoHS
Intel® 945G Platform	w/o WiFi	AC Input	PPC-5150A-R11/9455-E2160/A618A/T-R/1GB 15" 350 cd/m ² XGA Panel PC with POS-9455 R11 version, Pentium® Dual-Core E2160 1.8GHz CPU, 1GB DDR2 RAM, Silver color, PSU ACE-A618A, touch screen, RoHS
		18~36 V DC input	PPC-5150A-R11/9455-E2160/4520C/T-R/1GB 15" 350 cd/m ² XGA Panel PC with POS-9455 R11 version, Pentium® Dual-Core E2160 1.8GHz CPU, 1GB DDR2 RAM, Silver color, PSU ACE-4520C, touch screen, RoHS
	WiFi	AC Input	WIDS-515A/9455-E2160/A618A/WT-R/1GB 15" 350 cd/m ² XGA Panel PC with POS-9455, Pentium Dual-Core E2160 1.8GHz CPU, 1GB DDR2 RAM, 802.11 b/g/n wireless module, Silver color, PSU ACE-A618A, touch screen, RoHS
		18~36 V DC input	WIDS-515A/9455-E2160/4520C/WT-R/1GB 15" 350 cd/m ² XGA Panel PC with POS-9455, Pentium Dual-Core E2160 1.8GHz CPU, 1GB DDR2 RAM, 802.11 b/g/n wireless module, Silver color, PSU ACE-4520C, touch screen, RoHS
Intel® G41 Platform	w/o WiFi	AC Input	PPC-5150A-G41-E15/R/1G-R10 15" 350 cd/m ² XGA Panel PC with POS-G41, Celeron Dual Core E1500 2.2GHz CPU, 1GB DDR3 RAM, silver color, PSU ACE-A622A, touch screen, w/o riser card
		AC Input	PPC-5150A-G41-Q94/R/1G-R10 15" 350cd/m ² XGA Panel PC with POS-G41, Quad Core Q9400 2.66GHz CPU, 1GB DDR3 RAM, silver color, PSU ACE-A622A, touch screen, w/o riser card
		18~36 V DC input	PPC-5150AD-G41-E15/R/1G-R10 15" 350 cd/m ² XGA Panel PC with POS-G41, Celeron Dual Core E1500 2.2GHz CPU, 1GB DDR3 RAM, silver color, PSU ACE-4520C, touch screen, w/o riser card
	WiFi	AC Input	PPC-5150AD-G41-Q94/R/1G-R10 15" 350 cd/m ² XGA Panel PC with POS-G41, Quad Core Q9400 2.66GHz CPU, 1GB DDR3 RAM, silver color, PSU ACE-4520C, touch screen, w/o riser card
		AC Input	WIDS-515A-G41-E15/R/1G-R10 15" 350 cd/m ² XGA Wireless Panel PC with POS-G41, Celeron Dual Core E1500 2.2GHz CPU, 1GB DDR3 RAM, silver color, PSU ACE-A622A, touch screen, w/o riser card
		AC Input	WIDS-515A-G41-Q94/R/1G-R10 15" 350 cd/m ² XGA Wireless Panel PC with POS-G41, Core 2 Quad Q9400 2.66GHz CPU, 1GB DDR3 RAM, silver color, PSU ACE-A622A, touch screen, w/o riser card"
18~36 V DC input	AC Input	WIDS-515AD-G41-E15/R/1G-R10 15" 350 cd/m ² XGA Wireless Panel PC with POS-G41, Celeron Dual Core E1500 2.2GHz CPU, 1GB DDR3 RAM, silver color, PSU ACE-4520C, touch screen, w/o riser card	
	AC Input	WIDS-515AD-G41-Q94/R/1G-R10 15" 350 cd/m ² XGA Wireless Panel PC with POS-G41, Core 2 Quad Q9400 2.66GHz CPU, 1GB DDR3 RAM, silver color, PSU ACE-4520C, touch screen, w/o riser card"	
	AC Input	WIDS-515AD-G41-Q94/R/1G-R10 15" 350 cd/m ² XGA Wireless Panel PC with POS-G41, Core 2 Quad Q9400 2.66GHz CPU, 1GB DDR3 RAM, silver color, PSU ACE-4520C, touch screen, w/o riser card"	
Riser Card		PCIR-01H-R10	1-Slot PCI riser card
		PCIER-101H-R10	1-Slot PCIe x 1 riser card

1
IEI Mobile Solutions

2
Automation Panel Solutions

3
Video Wall Controller/ Splitter

4
RISC-based Solutions

5
PACSmate Medical Solutions

6
Optional Peripherals