


CP-114EL/EL-I

**4-port RS-232/422/485 smart PCI Express boards
with 2 KV isolation protection**



CP-114EL



CP-114EL-I

- > PCI Express x1 compliant
- > 921.6 Kbps maximum baudrate for super fast data transmission
- > 128-byte FIFO and on-chip H/W, S/W flow control
- > Low profile form factor fits small-sized PCs
- > Drivers provided for Windows (2000, XP/2003/Vista/2008 x86 & x64), Linux 2.4/2.6
- > 15 KV ESD protection on the board



The certification logos shown here apply to some or all of the products in this section. Please see the **Specifications** section or Moxa's website for details.

Overview

The CP-114EL and CP-114EL-I are smart, 4-port PCI Express boards designed for POS and ATM applications. The boards are a top choice of industrial automation engineers and system integrators, and support many different operating systems, including Windows, Linux, and even Unix. In addition, each of the board's 4 RS-232/422/485 serial

ports supports a super fast 921.6 Kbps baudrate. The CP-114EL and CP-114EL-I provide full modem control signals to ensure compatibility with a wide range of serial peripherals, and their PCI Express "x1" classification allows the boards to be installed in any PCI Express slot.

Smaller Form Factor

The CP-114EL and CP-114EL-I are low profile boards that are compatible with any PCI Express slot. The boards require only a 3.3

VDC power supply, which means that the boards fit any host computer, ranging from shoebox to standard-sized PCs.

Drivers Provided for Windows, Linux

Moxa continues to support a wide variety of operating systems, and the CP-114EL/EL-I boards are no exception. Reliable Windows COM and Linux TTY drivers are provided for all Moxa boards, and other

operating systems, such as WEPOS, are also supported for embedded integration.

Specifications

Hardware

Comm. Controller: 16C550C compatible

Bus: PCI Express x1

Connector: DB44 female

Serial Interface

Number of Ports: 4

Serial Standards: RS-232/422/485

Number of Boards: 4 per PC (max.)

Serial Line Protection

ESD Protection: 15 KV on the board

Performance

Baudrate: 50 bps to 921.6 Kbps

Serial Communication Parameters

Data Bits: 5, 6, 7, 8

Stop Bits: 1, 1.5, 2

Parity: None, Even, Odd, Space, Mark

Flow Control: RTS/CTS, XON/XOFF

I/O Address: Assigned by BIOS

IRQ: Assigned by BIOS

Serial Signals

RS-232: TxD, RxD, RTS, CTS, DTR, DSR, DCD, GND

RS-422: TxD+(B), TxD-(A), RxD+(B), RxD-(A), GND

RS-485-4w: TxD+(B), TxD-(A), RxD+(B), RxD-(A), GND

RS-485-2w: Data+(B), Data-(A), GND

Driver Support

Operating Systems: Windows (2000, XP/2003/Vista/2008 x86 & x64), Linux 2.4/2.6

Environmental Limits

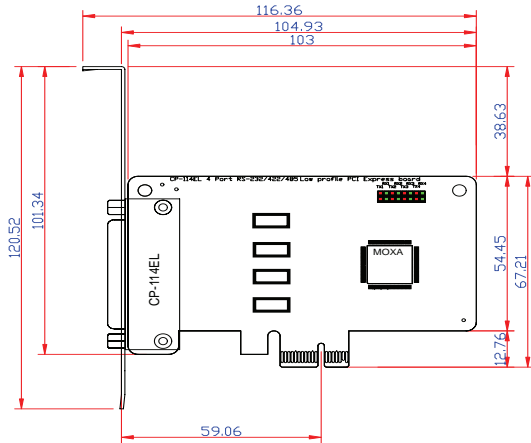
Operating Temperature: 0 to 55°C (32 to 131°F)
Operating Humidity: 5 to 95% RH
Storage Temperature: -20 to 85°C (-4 to 185°F)
Regulatory Approvals: EN55022, EN55024, EN61000-3-2, EN61000-3-3, EN61000-6-2, IEC-61000-4-2, IEC 61000-4-3, IEC 61000-4-4, IEC 61000-4-5, IEC 61000-4-6, IEC 61000-4-8, IEC 61000-4-11, FCC Part 15 Class B

Warranty

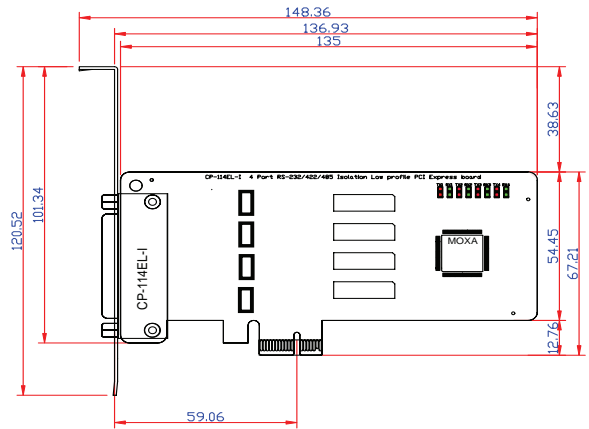
Warranty Period: 5 years
Details: See www.moxa.com/warranty

Dimensions (unit: mm)

CP-114EL



CP-114EL-I



Ordering Information

Available Models

CP-114EL: 4-port RS-232/422/485 PCI Express x1 low profile serial board
CP-114EL-I: 4-port RS-232/422/485 PCI Express x1 low profile serial board with 2 KV optical isolation protection

Package Checklist

- CP-114EL or CP-114EL-I board
- Standard bracket and low profile bracket
- Document and Software CD
- Quick Installation Guide (printed)
- Warranty Card

Connection Options (can be purchased separately)

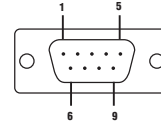
CBL-M44M9x4-50

DB44 male to DB9 male x 4 (50 cm cable)



PIN	RS-232	RS-422	RS-485-4w	RS-485-2w
1	DCD	TxD-(A)	TxD-(A)	---
2	RxD	TxD+(B)	TxD+(B)	---
3	TxD	RxD+(B)	RxD+(B)	Data+(B)
4	DTR	RxD-(A)	RxD-(A)	Data-(A)
5	GND	GND	GND	GND
6	DSR	---	---	---
7	RTS	---	---	---
8	CTS	---	---	---
9	---	---	---	---

DB9 male



CBL-M44M25x4-50

DB44 male to DB25 male x 4 (50 cm cable)



PIN	RS-232	RS-422	RS-485-4w	RS-485-2w
2	TxD	RxD+(B)	RxD+(B)	Data+(B)
3	RxD	TxD+(B)	TxD+(B)	---
4	RTS	---	---	---
5	CTS	---	---	---
6	DSR	---	---	---
7	GND	GND	GND	GND
8	DCD	TxD-(A)	TxD-(A)	---
20	DTR	RxD-(A)	RxD-(A)	Data-(A)
22	---	---	---	---

DB25 male

