

PT-7728 Series

IEC 61850-3 24+4G-port Gigabit modular managed rackmount Ethernet switches



- > IEC 61850-3, IEEE 1613 (power substations), NEMA TS2 (traffic control systems), and EN50121-4 (railway applications) compliant
- > IEEE 1588 PTP for precise time synchronization of networks
- > Turbo Ring, Turbo Chain, and IEEE 802.1D-2004 RSTP/STP for Ethernet Redundancy
- > Isolated redundant power inputs with universal 24/48 VDC or 110/220 VDC/VAC power supply range
- > Modular design for various media options
- > -40 to 85°C operating temperature range



Introduction

The PowerTrans PT-7728 is designed to meet the demands of power substation automation systems (IEC 61850-3, IEEE 1613), traffic control systems (NEMA TS2), and railway applications (EN50121-4). The PT-7728's Gigabit and fast Ethernet backbone, redundant ring, and 24/48 VDC or 110/220 VDC/VAC dual isolated redundant power supplies increase the reliability of your communications and save on cabling/wiring costs.

The modular design of the PT-7728 also makes network planning easy, and allows greater flexibility by letting you install up to 4 Gigabit ports and 24 fast Ethernet ports. Along with the optional front or rear wiring, these features together make the PT-7728 suitable for a variety of industrial applications.

Features and Benefits

- IPv6 Ready logo awarded (IPv6 Logo Committee certified)
- IEEE 1588 PTP (Precision Time Protocol) for precise time synchronization of networks
- DHCP Option 82 for IP address assignment with different policies
- Modbus/TCP industrial Ethernet protocol supported
- Turbo Ring, Turbo Chain, and IEEE 802.1D-2004 RSTP/STP
- IGMP snooping and GMRP for filtering multicast traffic from industrial Ethernet protocols
- IEEE 802.1Q VLAN and GVRP protocols to ease network planning
- QoS (IEEE 802.1p/1Q) and TOS/DiffServ to increase determinism
- IEEE 802.3ad, LACP for optimum bandwidth utilization
- SNMPv3, IEEE 802.1X, HTTPS, and SSH to enhance network security
- SNMPv1/v2c/v3 for different levels of network management
- RMON for efficient network monitoring and proactive capability
- Bandwidth management prevents unpredictable network status
- Lock port limits access to authorized MAC addresses only
- Port mirroring for online debugging
- Automatic warning by exception through email, relay output
- Automatic recovery of connected device's IP addresses
- Line-swap fast recovery
- Configurable by Web browser, Telnet/Serial console, Windows utility, and ABC-01 automatic backup configurator

Specifications

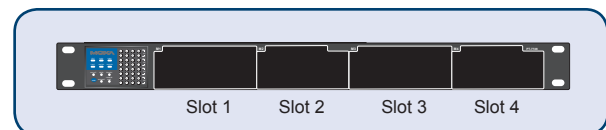
Technology

Standards:

- IEEE 802.3 for 10BaseT
- IEEE 802.3u for 100BaseT(X) and 100Base FX
- IEEE 802.3ab for 1000BaseT(X)
- IEEE 802.3z for 1000BaseX
- IEEE 802.3x for Flow Control
- IEEE 802.1D for Spanning Tree Protocol
- IEEE 802.1w for Rapid STP
- IEEE 802.1Q for VLAN Tagging
- IEEE 802.1p for Class of Service
- IEEE 802.1X for Authentication
- IEEE 802.3ad for Port Trunk with LACP

Protocols: IGMPv1/v2, GMRP, GVRP, SNMPv1/v2c/v3, DHCP Server/Client, BootP, TFTP, SNTP, SMTP, RARP, RMON, HTTP, HTTPS, Telnet, SSH, Syslog, DHCP Option 66/67/82, LLDP, Modbus/TCP, IEEE 1588 PTP, IPv6, SNMP Inform

Modular Rackmount Ethernet Switch System, PT-7728



MIB: MIB-II, Ethernet-like MIB, P-BRIDGE MIB, Q-BRIDGE MIB, Bridge MIB, RSTP MIB, RMON MIB Group 1, 2, 3, 9

Flow Control: IEEE 802.3x flow control, back pressure flow control

Switch Properties

Priority Queues: 4

Max. Number of Available VLANs: 64

VLAN ID Range: VID 1 to 4094

IGMP Groups: 256

Interface

Fast Ethernet: Slots 1, 2, and 3 for combinations of 4, 6, 7, or 8-port PM-7200 fast Ethernet modules with 10/100BaseT(X) (TP/M12 interface), 100BaseFX (SC/ST connector), or 100BaseSFP. Slot 4 for 4-port PM-7200 fast Ethernet modules with 100BaseFX (SC/ST connector).

Gigabit Ethernet: Slot 4 for 2 or 4-port PM-7200 Gigabit Ethernet combo module, 10/100/1000BaseT(X) or 1000BaseSFP

Console Port: RS-232 (RJ45)

System LED Indicators: STAT, PWR1, PWR2, FAULT, MSTR/HEAD, CPLR/TAIL

Mode LED Indicators: LNK/ACT, FDX/HDX, RING PORT, COUPLER PORT, SPEED

Alarm Contact: 1 relay output with current carrying capacity of 3 A @ 30 VDC or 3 A @ 240 VAC

Power Requirements

Input Voltage:

- 24 VDC (18 to 36 V)
- 48 VDC (36 to 72 V)
- 110/220 VDC/VAC (88 to 300 VDC, 85 to 264 VAC)

Input Current: (all ports are equipped with fiber)

- Max. 2.58 A @ 24 VDC
- Max. 1.21 A @ 48 VDC
- Max. 0.64/0.33 A @ 110/220 VDC
- Max. 0.53/0.28 A @ 110/220 VAC

Overload Current Protection: Present

Connection: 10-pin terminal blocks

Reverse Polarity Protection: Present

Physical Characteristics

Housing: IP30 protection

Dimensions: 440 x 44 x 325 mm (17.32 x 1.73 x 12.80)

Weight: 5900 g

Installation: 19" rack mounting

Environmental Limits

Operating Temperature: -40 to 85°C (-40 to 185°F), cold start requires min. of 100 VAC at -40°C

Storage Temperature: -40 to 85°C (-40 to 185°F)

Ambient Relative Humidity: 5 to 95% (non-condensing)

Regulatory Approvals

Safety: UL60950-1, CSA C22.2 No. 60950-1, EN60950-1

EMI: FCC Part 15, CISPR (EN55022) class A

Power Automation: IEC 61850-3, IEEE 1613

Traffic Control: NEMA TS2

Rail Traffic: EN50155, EN50121-4

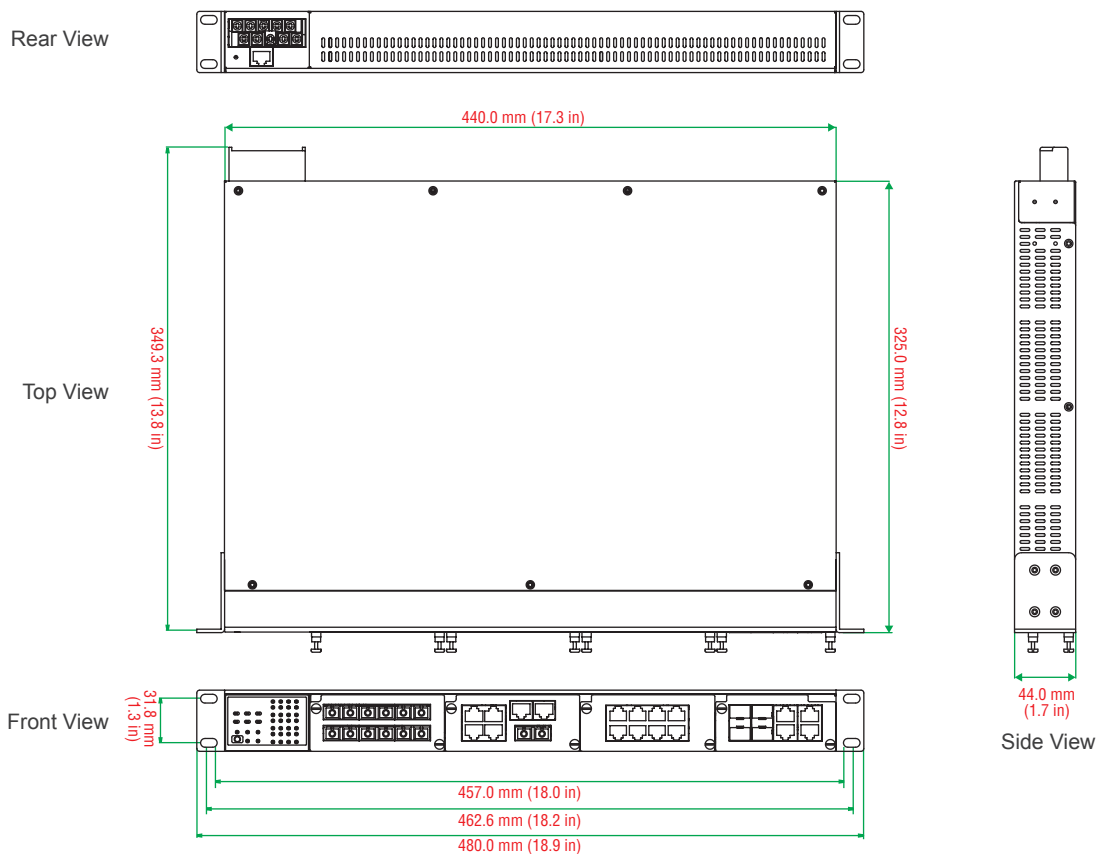
Note: Please check Moxa's website for the most up-to-date certification status.

Warranty

Warranty Period: 5 years

Details: See www.moxa.com/warranty

Dimensions



Ordering Information

Step 1: Select Ethernet switch system

PT-7728 with power supply



Step 2: Select interface modules

PM-7200 modules
(Gigabit or fast Ethernet)


Note: The PT-7728 Ethernet switch system is delivered without interface module. See page 2-39 to choose PM-7200 interface modules.

PT-7728 Modular Rackmount Ethernet Switch System

The PT-7728 switch system consists of 18 modular managed rackmount Ethernet switch systems with 3 slots for fast Ethernet modules, 1 slot for a Gigabit Ethernet module, or 4 slots for fast Ethernet modules. A total of 28 or 24+4G ports can be installed, and the switch can be used in a temperature range from -40 to 85°C.

Available Models		Power Supply					
Front Cabling, Front Display	Rear Cabling, Front Display	Isolated Power Supply 1			Isolated Power Supply 2		
		24 VDC (18 to 36 V)	48 VDC (36 to 72 V)	HV: 88 to 300 VDC and 85 to 264 VAC	24 VDC (18 to 36 V)	48 VDC (36 to 72 V)	HV: 88 to 300 VDC and 85 to 264 VAC
PT-7728-F-24	PT-7728-R-24	1	-	-	-	-	-
PT-7728-F-24-24	PT-7728-R-24-24	1	-	-	1	-	-
PT-7728-F-24-48	PT-7728-R-24-48	1	-	-	-	1	-
PT-7728-F-24-HV	PT-7728-R-24-HV	1	-	-	-	-	1
PT-7728-F-48	PT-7728-R-48	-	1	-	-	-	-
PT-7728-F-48-48	PT-7728-R-48-48	-	1	-	-	1	-
PT-7728-F-48-HV	PT-7728-R-48-HV	-	1	-	-	-	1
PT-7728-F-HV	PT-7728-R-HV	-	-	1	-	-	-
PT-7728-F-HV-HV	PT-7728-R-HV-HV	-	-	1	-	-	1

Note: The PT-7728 Ethernet switch systems provide combinations of 1 slot for a Gigabit Ethernet interface module, 3 slots for fast Ethernet interface modules, or 4 slots for fast Ethernet interface modules. See page 2-39 to select the PM-7200 Gigabit Ethernet and fast Ethernet interface modules that you need for your own application.



Gigabit/Fast Ethernet Modules for the PT-7728

	Interface Modules																											
	PM-7200-4GTXSFP	PM-7200-2GTXSFP	PM-7200-1MSC	PM-7200-1MST	PM-7200-2MSC	PM-7200-2MST	PM-7200-1SSC	PM-7200-2SSC	PM-7200-8TX	PM-7200-2MSC4TX	PM-7200-2MST4TX	PM-7200-2SSC4TX	PM-7200-4MSC2TX	PM-7200-4MST2TX	PM-7200-4SSC2TX	PM-7200-6MSC	PM-7200-6MST	PM-7200-6SSC	PM-7200-1LSC6TX	PM-7200-1MST6TX	PM-7200-1SSC6TX	PM-7200-1MSC6TX	PM-7200-8PoE	PM-7200-8SFP	PM-7200-4M12	PM-7200-4MST	PM-7200-4MSC	PM-7200-4SSC
Slot 1	-	-	-	-	-	-	-	-	✓	✓	✓	✓	✓	✓	✓	✓	✓	✓	✓	✓	✓	✓	-	✓	✓	-	-	-
Slot 2	-	-	-	-	-	-	-	-	✓	✓	✓	✓	✓	✓	✓	✓	✓	✓	✓	✓	✓	✓	-	✓	✓	-	-	-
Slot 3	-	-	-	-	-	-	-	-	✓	✓	✓	✓	✓	✓	✓	✓	✓	✓	✓	✓	✓	✓	-	✓	✓	-	-	-
Slot 4	✓	✓	-	-	-	-	-	-	-	-	-	-	-	-	-	-	-	-	-	-	-	-	-	-	-	✓	✓	✓

Optional Accessories (can be purchased separately)

MXview: Moxa industrial network management software with 50, 100, 250, or 500 nodes

EDS-SNMP OPC Server Pro: OPC server software that works with all SNMP devices

ABC-01: Configuration backup and restoration tool for managed Ethernet switches, 0 to 60°C operating temperature