



PM-LX2

AMD Geode™ LX 800 CPU on-board PC/104 Module

PM-LX

PCI-104 Module with on-board AMD Geode™ LX 800 CPU



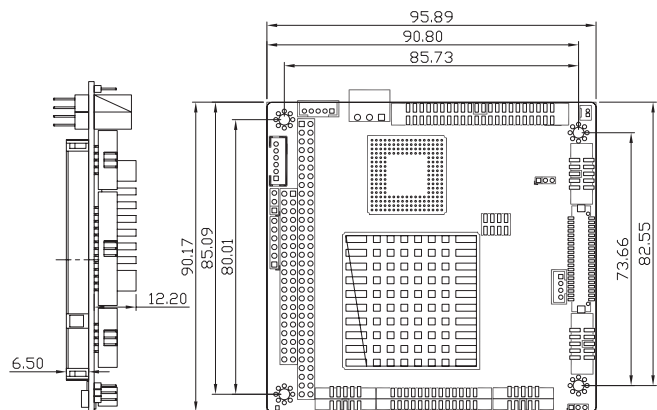
Specifications

- ◆ CPU: AMD Geode™ LX 800 500MHz processor
- ◆ System Chipset: AMD Geode™ LX 800 + CS5536
- ◆ BIOS: AMI BIOS
- ◆ System Memory: One 200-pin 400MHz DDR SDRAM SO-DIMM supported (system max. 1GB)
- ◆ Super I/O: SMC3 3114
- ◆ Ethernet: One Realtek RTL8100C 10/100Mbps Ethernet chipset
- ◆ I/O Interface: 2 x USB 2.0, 2 x RS-232, 1 x RS-422/485, 1 x PS/2 for KB/MS, 1 x LPT, 1 x Slim FDD, 1 x CF Type II, 1 x IDE
- ◆ Display Interface: CRT integrated in AMD Geode™ LX 800, 24-bit TTL integrated in AMD Geode™ LX 800
- ◆ Watchdog Timer: Software programmable supports 1~255 sec. system reset.
- ◆ Expansion: 1 x PC/104 supported by ITE IT8888G
- ◆ Power Supply: 5V only, AT support
- ◆ Power Consumption: 5V@ 1.09A (AMD Geode™ LX 800 with 400MHz 512MB DDR)
- ◆ Operating Temperature: PM-LX2-800-R10: 0°C ~ 60°C, PM-LX2-800W-R10: -40°C ~ 70°C
- ◆ Operating Humidity: 5% ~ 95%, non-condensing
- ◆ Dimensions: 96mm (L) x 90mm (W)
- ◆ Weight: GW: 500g/NW 110g

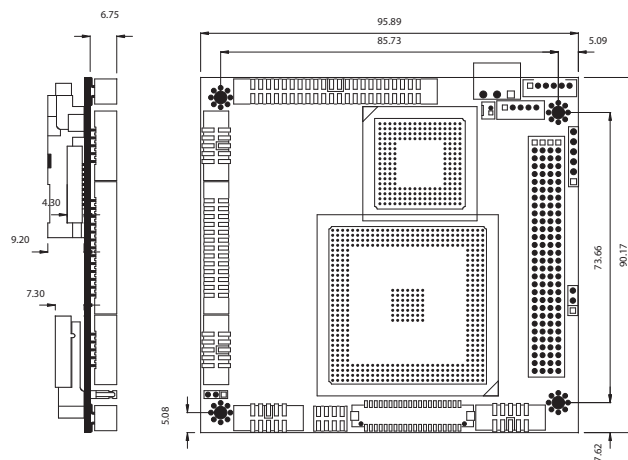
Specifications

- ◆ CPU: On-board AMD Geode™ LX 800 (500MHz) processor
- ◆ System Chipset: AMD Geode™ LX 800 + AMD CS5536
- ◆ BIOS: Award BIOS
- ◆ System Memory: One 200-pin 400/333MHz DDR SDRAM SO-DIMM supported (system max. 1GB)
- ◆ Ethernet: 10/100Mbps realtek RTL8100C Ethernet chipset
- ◆ I/O Interface: 2 x USB 2.0, 1 x LPT, 2 x RS-232, 1 x RS-422/485, 1 x PS/2 for KB/MS, 1 x IDE
- ◆ Expansion: 1 x PCI-104
- ◆ Super I/O: Winbond W83627EHG
- ◆ SSD: CF Type II
- ◆ Display Interface: VGA integrated in AMD Geode™ LX 800, 24-bit TTL
- ◆ Watchdog Timer: Software programmable supports 1~255 sec. system reset
- ◆ Power Supply: 5V only, AT support
- ◆ Power Consumption: 5V@1.13A (AMD Geode™ LX 800 500MHz with 400MHz 1G DDR memory)
- ◆ Operating Temperature: 0°C ~ 60°C
- ◆ Storage Temperature: -10°C ~ 70°C
- ◆ Operating Humidity: 5% ~ 95%
- ◆ Dimensions: 95 mm x 95 mm
- ◆ Weight: GW:500 g/NW:110 g

Dimensions (mm)



Dimensions (mm)



Packing List

1 x PM-LX2 single board computer		
1 x ATA33 flat cable (P/N: 32200-000009-RS)	1 x Power cable (P/N: 32100-130300-RS)	
1 x Dual USB cable (P/N: 32000-070301-RS)	2 x RS-232 cable (P/N: 32200-000049-RS)	
1 x LAN cable (P/N: 32013-001700-100-RS)	1 x Mini jumper pack	
1 x PS/2 KB/MS cable (P/N: 32000-023800-RS)	1 x One Key Recovery CD	
1 x VGA cable (P/N: 32000-033804-RS)	1 x Utility CD	1 x QIG

Packing List

1 x PM-LX single board computer		
1 x KB/MS Y cable (P/N: 32000-023800-RS)		
1 x ATA33 flat cable (P/N: 32200-000009-RS)	1 x USB cable (P/N: 32000-070301-RS)	
1 x LAN cable (P/N: 32013-001700-100-RS)	1 x One Key Recovery CD	
1 x Power cable (P/N: 32100-130300-RS)	1 x Mini jumper pack	
1 x VGA cable (P/N: 32000-033804-RS)	1 x Utility CD	
2 x RS-232 cable (P/N: 32200-000049-RS)	1 x QIG	

Ordering Information

Part No.	Description
PM-LX2-800-R10	PC/104 SBC with AMD Geode™ LX 800 500 MHz, VGA/TTL, LAN, USB 2.0 and CF Type II
PM-LX2-800W-R10	PC/104 SBC with AMD Geode™ LX 800 500 MHz, VGA/TTL, LAN, USB 2.0 and CF Type II, Wide Temperature -40°C ~ 70°C
32200-015100-RS	LPT cable
32205-003800-300-RS	RS-422/485 cable

Ordering Information

Part No.	Description
PM-LX-800-R11	PCI-104 SBC with AMD Geode™ LX 800 processor, VGA/TTL, LAN, USB 2.0, CF Type II
32200-015100-RS	LPT cable
32205-003800-300-RS	RS-422/485 cable